



EVERLIGHT ELECTRONICS CO.,LTD.

Device Number : DLE-236-059 REV: 1.1

4.32X4.91mm Elliptical Wide Angle LEDs

PART NO. : 2363-2SUBC/C470/S400/F45-49 ECN : _____ Page: 1/4

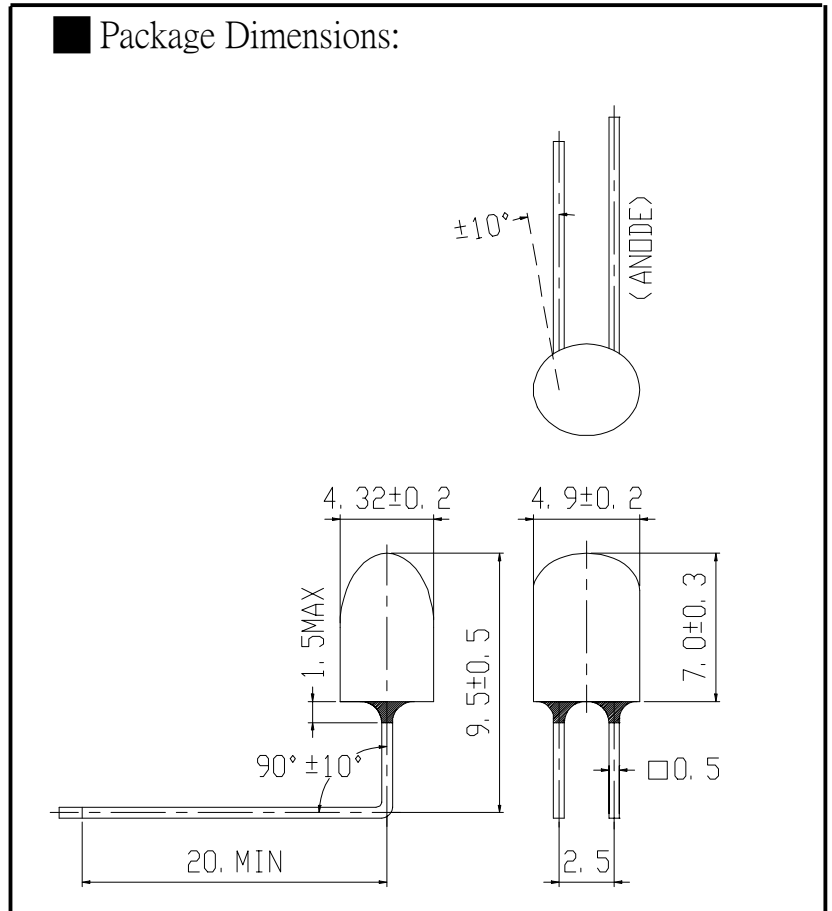
Features :

- High luminous power.
- Can be driven at low current.
- 2.54mm lead spacing.
- Versatil mounting on PCB or panel.
- Available on tape and reel.

Descriptions :

- The series is 4.32X4.91mm LED Lamps.
- The series is specially designed for applications requiring higher brightness.
- The LED lamps are available with different colors, intensity, epoxy colors, etc.

Package Dimensions:



Applications :

- TV Set
- Monitor
- Telephone
- Computer

Notes :

- 1.All dimensions are in millimeters.
- 2.An epoxy meniscus may extend about 1.5mm(0.059") down to the lead.
- 3.Tolerances unless dimension ± 0.25 mm.

PART NO.	Chip		Lens Color
	Material	Emitted Color	
2363-2SUBC/C470/S400/F45-49	InGaN	Super Blue	Water Clear

B89092567.8909126

OFFICE : NO. 25,Lane 76,Sec.3, Chung Yang Rd., Tucheng 236, Taipei, Taiwan, R.O.C.

TEL : 886-2-2267-2000,2267-9936

FAX : 886-2-2267-6244,22676189,22676306

<http://www.everlight.com>



EVERLIGHT ELECTRONICS CO.,LTD.

Device Number : DLE-236-059 REV: 1.1

4.32X4.91mm Elliptical Wide Angle LEDs

PART NO. : 2363-2SUBC/C470/S400/F45-49 ECN : _____ Page: 2/4

■ Absolute Maximum Ratings at $T_a = 25^\circ\text{C}$

Parameter	Symbol	Rating	Unit
Forward Current	I_F	25	mA
Operating Temperature	T_{opr}	-40 to +85	$^\circ\text{C}$
Storage Temperature	T_{stg}	-40 to +100	$^\circ\text{C}$
Soldering Temperature	T_{sol}	260 ± 5	$^\circ\text{C}$
Electrostatic Discharge	ESD	150	V
Power Dissipation	P_d	120	mW
Peak Forward Current(Duty 1/10 @ 1KHz)	$I_F(\text{Peak})$	100	mA
Reverse Voltage	V_R	5	V

■ Electronic Optical Characteristics :

Parameter	Symbol	Min.	Typ.	Max.	Unit	Condition
Luminous Intensity	I_v	500	900	----	mcd	$I_F=20\text{mA}$
Viewing Angle	$2\theta_{1/2}$	---	X:30 Y:17	----	deg	$I_F=20\text{mA}$
Peak Wavelength	λ_p	----	468	----	nm	$I_F=20\text{mA}$
Dominant Wavelength	λ_d	----	470	----	nm	$I_F=20\text{mA}$
Spectrum Radiation Bandwidth	$\Delta\lambda$	----	35	----	nm	$I_F=20\text{mA}$
Forward Voltage	V_F	3.2	3.8	4.3	V	$I_F=20\text{mA}$
Reverse Current	I_R	----	----	50	μA	$V_R=5\text{V}$



EVERLIGHT ELECTRONICS CO.,LTD.

Device Number : DLE-236-059

REV: 1.1

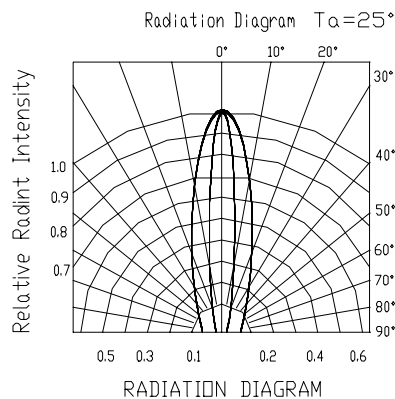
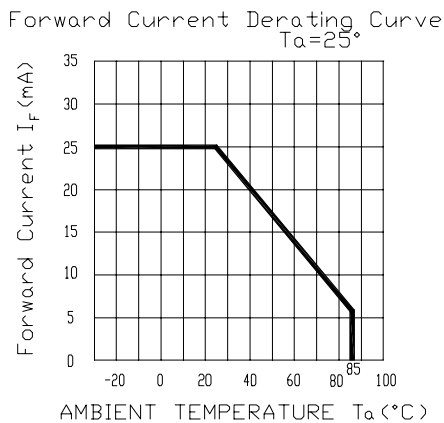
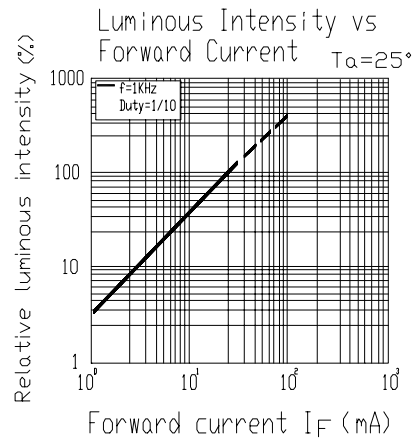
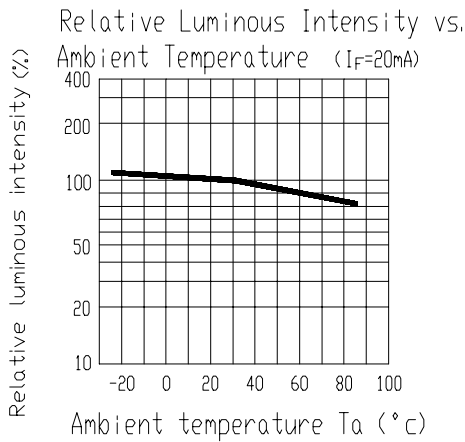
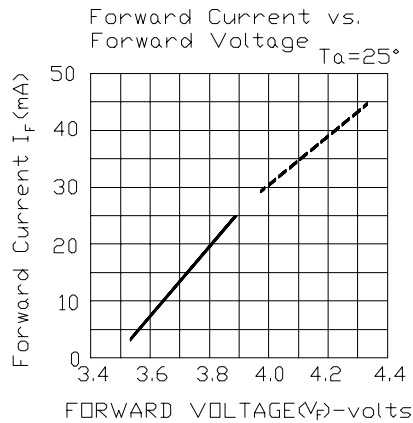
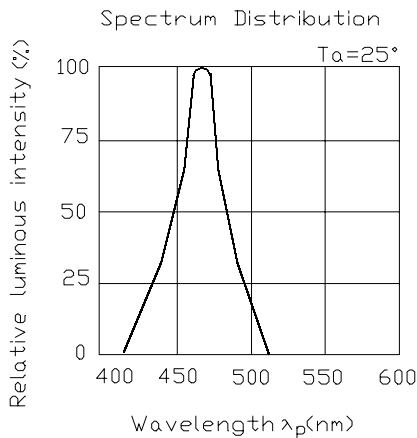
4.32X4.91mm Elliptical Wide Angle LEDs

PART NO. : 2363-2SUBC/C470/S400/F45-49

ECN : _____

Page: 3/4

■ Typical Electro-Optical Characteristic Curves





EVERLIGHT ELECTRONICS CO.,LTD.

Device Number :

DLE-236-059

REV:

1.1

4.3X4.9mm Elliptical Wide Angle LEDs

PART NO. : 2363-2SUBC/C470/S400/F45-49

ECN : _____

Page:

4/4

■ Reliability test items and conditions

NO	Item	Test Conditions	Test Hours/Cycle	Sample Size	Ac/Re
1	Solder Heat	TEMP : 260°C ± 5 °C	5 SEC	76 PCS	0/1
2	Temperature Cycle	H : +85°C 30min ∫ 5 min L : -55°C 30min	50 CYCLES	76 PCS	0/1
3	Thermal Shock	H : +100°C 5min ∫ 10 sec L : -10°C 5min	50 CYCLES	76 PCS	0/1
4	High Temperature Storage	TEMP : 100°C	1000 HRS	76 PCS	0/1
5	Low Temperature Storage	TEMP : -55°C	1000 HRS	76 PCS	0/1
6	DC Operating Life	TEMP : 25°C If=20mA	1000 HRS	76 PCS	0/1
7	High Temperature / High Humidity	85°C/85% RH	1000 HRS	76 PCS	0/1